

flexyPage

innovative display solutions



Contents

04	flexyPage introduction
05	Benefits
06-07	Web-based configuration
08	Widgets and functionality
09	Access control
10	Energy management
11	Installation
12-17	Displays for office buildings
18-21	Displays for hospitals
21-25	Displays for hotels
26-29	Displays for shopping centers
30	For small spaces: 10,1" (25,6 cm)
32	The classic: 15,0" (38,1 cm)
34	Hardware
35	CANopen-Lift
36-38	Models
39	The flexyPage white label solution

flexyPage

innovative display solutions

New possibilities for lift information displays

The technological progress in the development of TFT displays has created new products in many fields and opened doors to numerous new possibilities. Television tubes and PC monitors have been substituted completely by flatscreens in just a few years and common mobile phones got replaced by smartphones. What made this possible is the many advantages of modern TFT displays. They are lightweight, flat, energy efficient and have a long life span. The great viewing angle, brightness and contrast, together with the over the last years continuously increasing resolution, result in very good picture quality.

Today smartphones and tablets are part of everyday life. The users expect a similar interface from other modern appliances and wish for interactive, appealing design of any information. The application of this modern technology in display systems for lifts opens doors for completely new possibilities.

Individual configuration options

The comprehensive design and customisation opportunities offered by TFT displays allow for the layout to be ideally tailored to the style of the building and the needs of the residents. For this, the display solution consists of a web based editor with intuitive configuration via drag and drop that can be done with any current browser. Therefore, installation of a special software is not necessary anymore. If an internet connection is available, adaptation of the functions and the design can also be done remotely. The functions of the display are provided by widgets, which are small

applications that can be flexibly placed on the display and freely adapted in size and colour to the layout. In this way, displays can cover all possible cases of applications.

Flexible hardware solutions

Thanks to the use of modern mobile processors, flexyPage displays have high performance and low energy demand. This allows for passive cooling and thus very compact dimensions of the displays. To fulfill as many requirements as possible for the various cases of application, we offer flexyPage displays in different models and designs. Whether a modernisation needs back-wall mounting, flush-mounting, or frontal wall mounting, displays are available for all cases.

In this catalogue we will introduce you to the opportunities of a new generation of TFT displays. In addition, you will find the technical specifications of the current flexyPage displays in various sizes and models. The catalogue will be complemented by a few layout examples and recommendations for certain use-cases.

Additional information, instructions for installation and configuration, as well as the complete product documentation are available on the product website at flexyPage.de/en.



Benefits for your company

1. Visual illustration of **process and multimedia data** on an innovative display
2. **Intelligence entirely in the display** - no need for an external controller
3. **Professional appearance** based on commissioned or self created layout designs
4. Combination of **CANopen technology** and **internet connection**
5. Secure connection to the internet via **VPN** by **industry standards**
6. Quick **adaptations** as well as **remote diagnosis** and **maintenance** via notebook, tablet or smartphone with the help of a **web based editor**
7. Available in **different sizes and models** for implementation of various requirements
8. **Energy efficiency** due to energy saving components and integrated power saving functions


Did you know?

Plenty of information about the flexyPage solution can be found on the product homepage www.flexypage.de/en

As easy as dragging an app

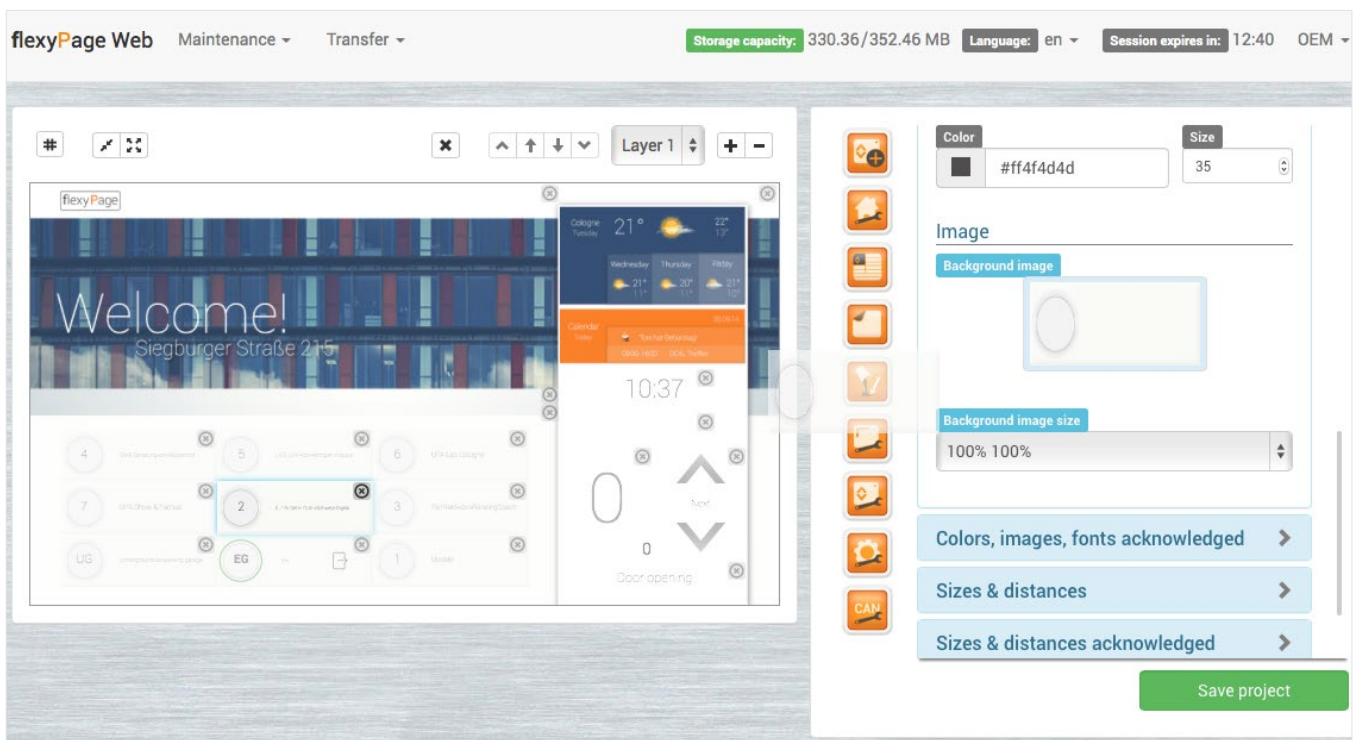
— web based configuration

Drag the widgets and change their colour, size, fonts and graphics to customise the layout of your display through a web editor. The system is completely flexible, thus changes can be done from a tablet, smartphone or laptop - wherever you are and with whatever browser you like.



Did you know?

If requested, we will create an individually designed, professional theme for you - matching your needs and Corporate Design.



flexyPage displays can easily be configured using an up-to-date browser and the integrated web editor. You can change the parameters as well as the layout. All functions like call buttons, floor indicators, announcements or slideshows and the information about the building can be adapted. Even the interface parameters of CANopen or LAN can be adjusted locally or via the internet.

The editor has an intuitive WYSIWYG interface (What You See Is What You Get). Simply choose the desired widget from the menu and drag it onto the display area. You can choose from provided standard layouts, adapt

the colours and texts and upload your own images or graphics. The result will be displayed immediately.

This web based display configuration solution allows quick changes - there is no longer need for time consuming trips to the lift to swap USB flash drives. The required safety by industry standards is provided by a secure VPN connection and integrated access control. The latter offers various levels of access with different rights for administrators, engineers, designers or content providers.

Choose functionality freely

Widgets

With flexyPage you have access to a range of dynamic widgets including lift buttons, lift indicators, sensor visualisation for weight, speed and position, access restriction systems, as well as web services like RSS feeds and weather. Those are helping you not only to inform and entertain your lift's passengers, but to also give you a new way to communicate in case of emergencies or event based presentation of advertisement.



Lift Status Indicators

Special widgets are available for depiction of announcements, floor or direction indicators as well as floor oriented information. The appearance can be adapted to your layout wishes.



Lift Buttons

If the display is equipped with touch functionality, this widget can be used for various kinds of car calls. You can set priorities and behaviour when acknowledged and access restriction via PIN entry.



Sensors

The 'intelligent' flexyPage displays can themselves evaluate data from internal or external sensors like weight, position or velocity. Various widgets are available to depict the different measurements individually.



Web Services

If the display is connected to the internet, a number of widgets can be used for output of web services such as weather forecasts, news, stock market information, RSS feeds or social media posts.



Entertainment

Modern TFT displays in lifts and halls are ideal for depicting multimedia data like slideshows and videos. Passengers can bypass unpleasant waiting times through modern entertainment.



Date + Time

flexyPage displays provide widgets to illustrate date and time of different locations in various designs. You can easily configure the design and format or chose between a digital or analogue clock.

Safety features

access control

For the configuration of flexyPage displays a comprehensive access control system has been developed to assign users to different access rights levels. This allows, for example, to let the engineer adjust the parameters of the interface, a layout designer change the appearance and a user only to access the content of the display.

Scan the code for more information.





Sustainability and efficiency

Energy management

Thanks to the energy saving components, our displays have a smaller energy consumption than comparable devices when they are active. When the lift is at rest, the energy consumption can be reduced by more than two thirds due to turning off the LED backlights, which also increases the lifetime. This reduces costs as well as the environmental impact.



Scan the code for more information.

Did you know?

A large part of the energy consumption of modern lifts (about 60%) accumulates in the resting periods, that is in the times when the lift is not being used. To control the energy demand of components in resting periods, the standard CANopen-Lift provides a complex energy management system. This allows for reducing the resting energy demand by up to 80%. Our flexyPage displays support this CANopen-Lift defined energy management system and thus help reduce the energy consumption.



Lift and floor displays

Installation

flexyPage displays can be installed as floor displays as well as car displays inside the lift. For both areas of application there are widgets available to support the specific demands at this location. Other functionalities are useful in both cases, such as information about the building, the daily specials of the cafeteria or multimedia content like slideshows, videos or newsfeeds.



A floor display can inform the user not only about the position, direction or availability of lifts, but also shorten the perceived waiting duration. In the event of malfunction of the lift, cross linked flexyPage displays offer the possibility to automatically depict the position and weight of the cabin and thus help speed up the evacuation of trapped passengers.

Installed in the lift, flexyPage displays offer a very modern opportunity to depict classic lift information such as direction of movement, floor level and special signals.

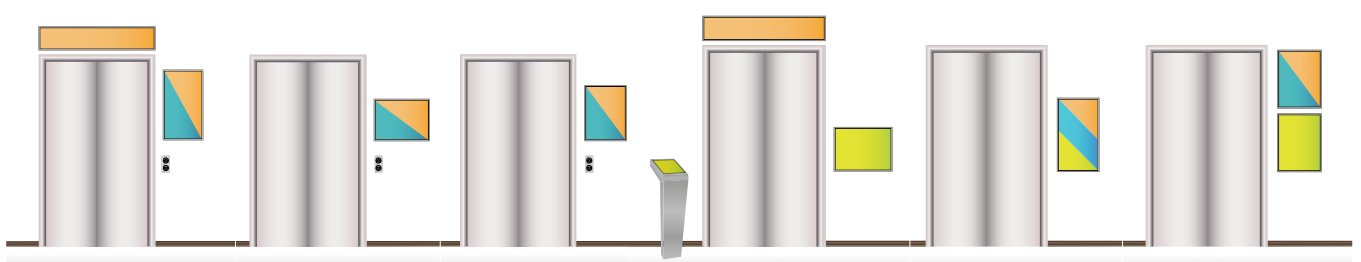
In both cases the displays can be combined with a touch function or common call buttons. This satisfies the EN 81-70 requirements for accessible lifts and

provides additional new possibilities of interaction such as visually depicted information and dialogues in case of defective hearing.

The touch function of the displays allows a simple access restriction to certain localities via PIN entry and thus can add to the building's security.

The flexyPage displays have different CAN and LAN interfaces available for connection among the displays and for communication with the control system and the systems of the building automation.

- Lift Status Indicators
- Multimedia
- Lift Buttons





Wed 9° | 17°

++ Thirteen men were arrested after being seen jumping from a refrigerated lorry in Hampshire ++

4

Roofgarden
Meetingrooms

3

Executives
Consulting



2

Marketing, Design
Financial management



1

Software development
Engineering consulting



GF

Customer service
Reception, Exit

B



11:15
20. May 2015

GF



Door opens



0,6 m/s

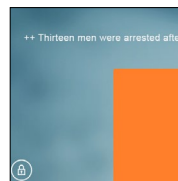


Displays for office buildings

In office buildings there is not only a modern control system needed which adapts to rush hours ideally. The style and elegance are also in demand. With flexyPage you can place highlights in your halls and lifts.

Did you know ?

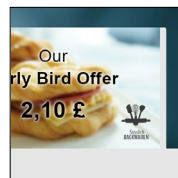
In large office buildings several companies are often housed on the same floor and it can very quickly get confusing for visitors. Displaying the company-logos can greatly simplify orientation. For this purpose we recommend displays of 24" (60,9 cm) and up in size in the lifts and in the entry area.



Always up-to-date

Inform your users about the latest news and weather to help them bypass unpleasant waiting times.

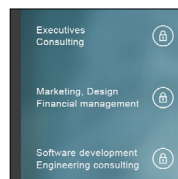
Choose the source of the news that you would like to show on the screen with our **RSS-Reader[header]** widget. The headlines will be shown dynamically so that the users of the lift can get a quick update on the news of the day. For weather information the **Weather[icon]** and **Weather[text]** widgets are available.



The best daily offers

Eating at the office does not have to be monotonous. Allow the restaurants in the area to show their daily lunch offers on the lift display. The employees of the building will have several menus to choose from everyday or to find some inspiration.


Use the **DiaShow[basic]** widget to configure this option. You can also add a **Timer/Events function** to display this information around lunch hours or during the ride to ground level.



Please enter the PIN

Do you need a simple way to limit the access to some areas in the building?

The access restriction function of flexyPage allows you to set a 3 to 6 digit PIN code required to access the floors you choose. If the call button for the respective floor is pressed, the signal will only be sent after entering the right code on a pop-up window on the lift's touch screen. You can activate this option by using the **PINpad-function**.




Siegburger Strasse

21,5" (54,5 cm) display
No. L215IBXWED-T-Ofbbbfc5

implemented widgets:



floor announcement, direction indication, logo, date, time, calendar, RSS feed, weather, buttons



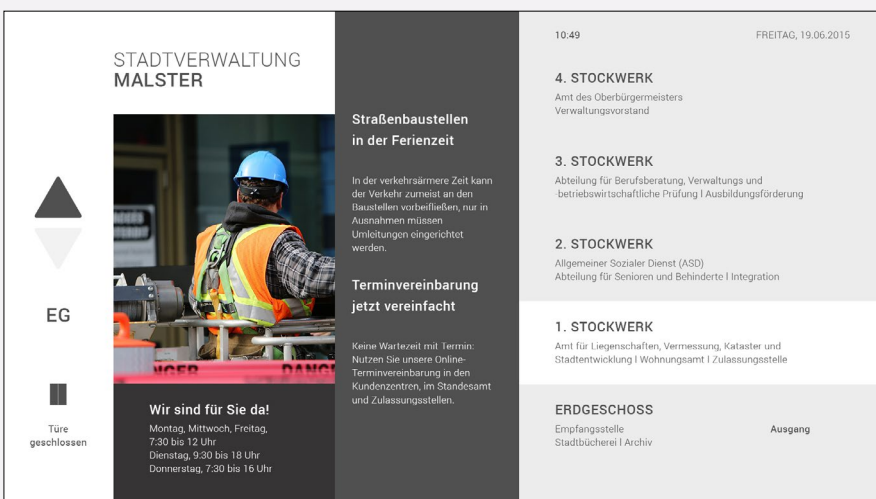
Hello Slideshow

24,0" (60,9 cm) display
No. L215IBXWED-N-Of9d9794

implemented widgets:



floor announcement, direction indication, status indication, weight indication, velocity indication, logo, floor specific slideshow, date, time, weather, text



Municipal Administration Malster

32,0" (81,28cm) display
No. L215IXXED-T-Ofb1afae

implemented widgets:



floor announcement, direction indication, status indication, logo, slideshow with service information, date, time

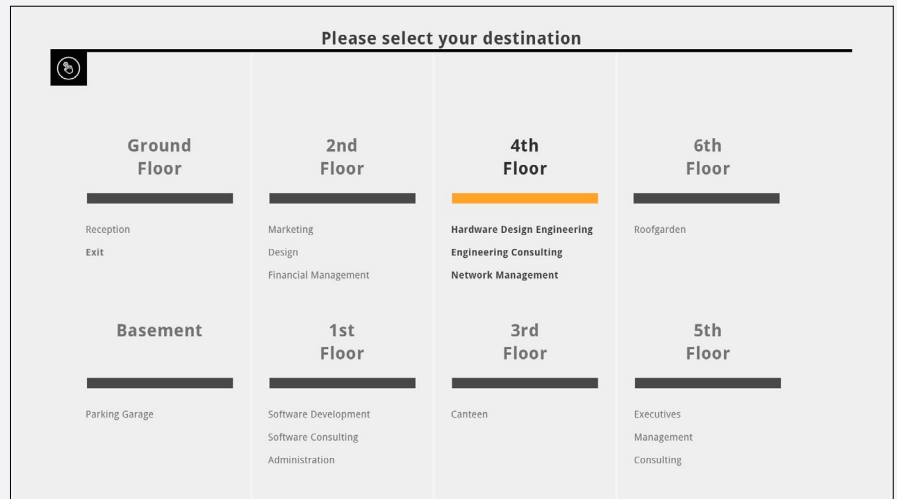
Focus On Buttons

24,0" (60,9 cm) display
No. L215IBXXEX-T-OfE7e6e6

implemented widgets:



floor indication, icons, buttons,
access control



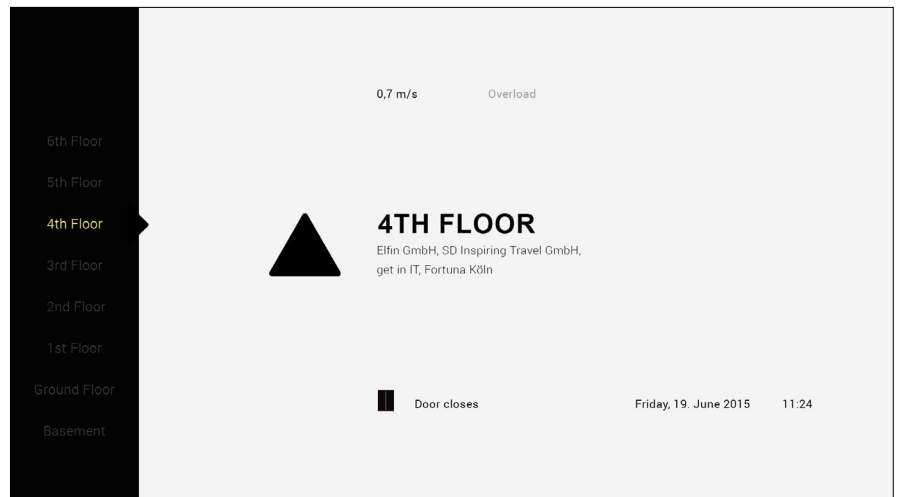
Minimal Style

17,3" (43,95 cm) display
No. L215IXSXXD-N-Ofcecece

implemented widgets:



floor announcement, direction
indication, status indication, weight
indication, velocity indication, date,
time



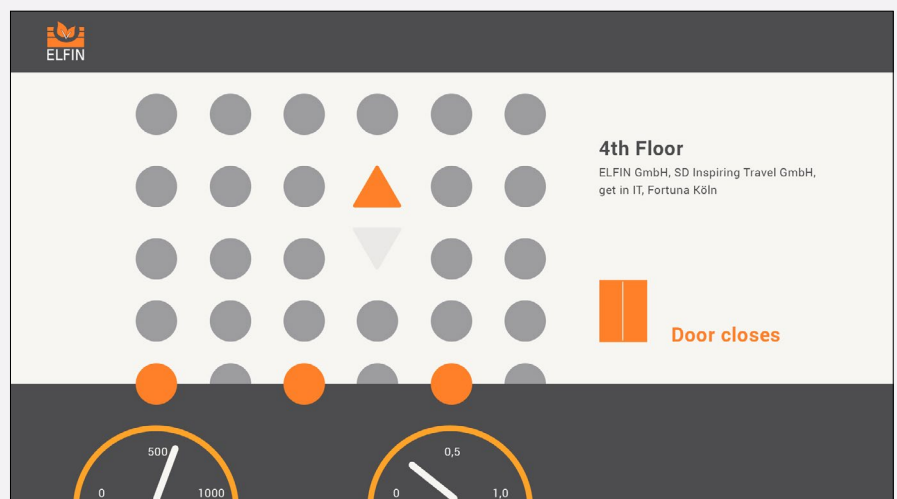
Dots

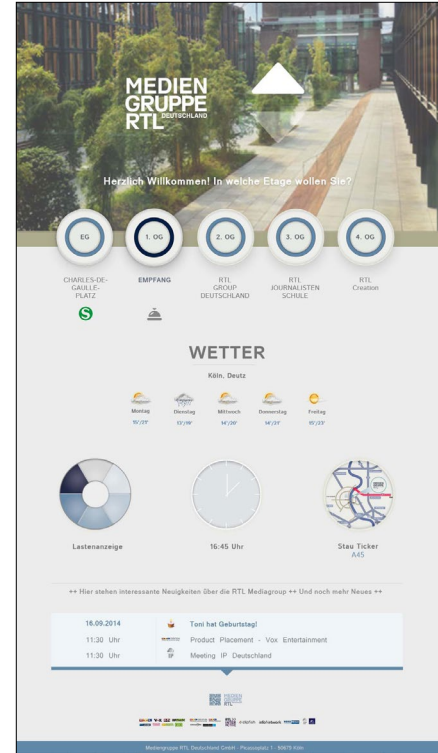
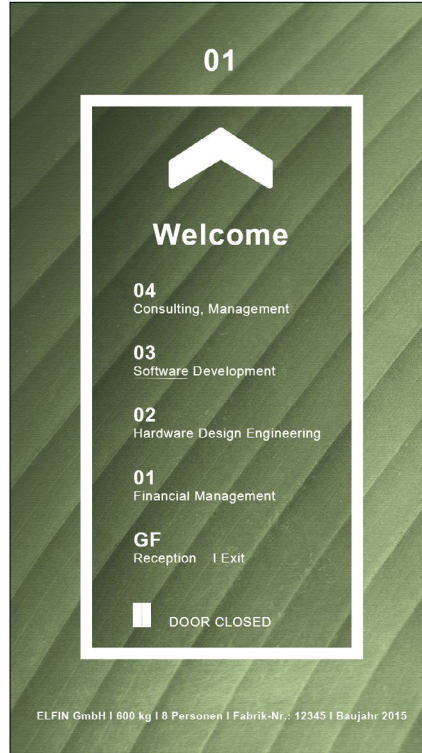
21,5" (54,5 cm) display
No. L215IXSXEX-N-Ofb3afac

implemented widgets:



floor announcement, direction
indication, status indication, weight
indication, velocity indication, logo





Burj Khalifa

32,0" (81,28cm) display
No. P215IBSXEX-T-OF464745

implemented widgets:



floor announcement, floor indication, direction indication, logo, height indication, slideshow with floor information, buttons

Green Leaves

17,3" (43,95cm) display
No. P215IBXXEX-T-OF788665

implemented widgets:



floor information, floor announcement, status indication, direction indication, elevator information

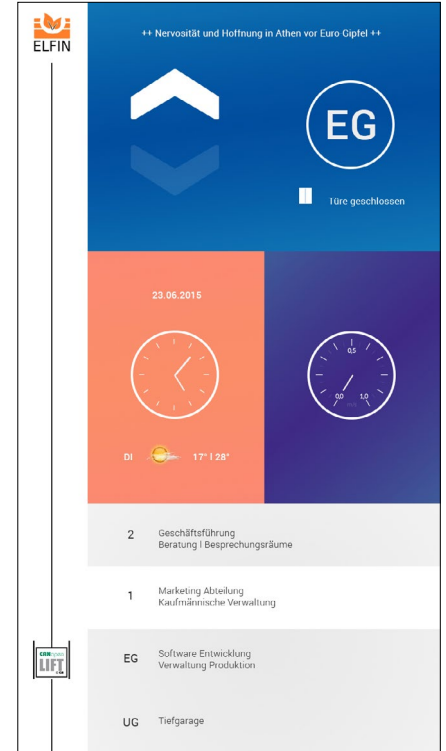
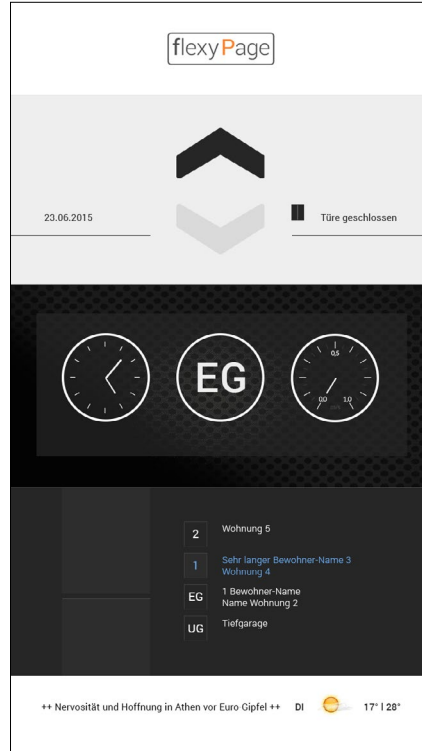
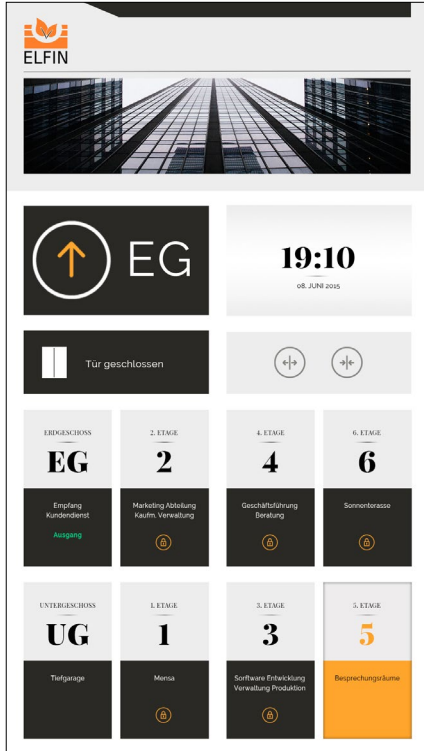
Media Group

32,0" (81,28cm) display
No. P215IBSWED-T-Ofc7c9c5

implemented widgets:



direction indication, floor announcement, status indication, weight indication, traffic news, RSS feed, weather, buttons, elevator information, logo, date, time, calendar



Boxes

24,0" (60,9 cm) display
No. P215IBXXED-T-Ofaca9a6

implemented widgets:



floor announcement, direction indication, status indication, slideshow, logo, date, time

Industrial Standard

21,5" (54,5 cm) display
No. P215IXSWED-T-Of878787

implemented widgets:



floor announcement, direction indication, status indication, floor indication, velocity indication, logo, date, RSS feed, weather

Modern Colours

24,0" (60,9 cm) display
No. P215IBSWED-T-Of9ea4be

implemented widgets:



floor announcement, direction indication, status indication, floor indication, velocity indication, logo, date, RSS feed, weather

4

Oncology practice – Dr. Hangel
Immunology
Cancer registry (Entry 1)

3

Medical technology
Radiotherapie
Pain control unit

2

Ophthalmic clinic (ambulance, diagnostics)
Dermatology clinic, diabetes consultation
Gynaecologist

1

Bone marrow transplant
Cardiac catheter lab - Dr. Seitzelmann
Cardiology

GF

Exit
Reception, Kiosk
Hospital cafe and canteen

B

Emergency department (A+E unit)
Gerontological psychiatric unit
Addiction ambulance



GF

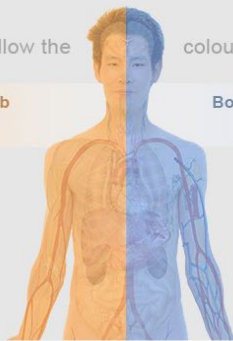


Door closes

For orientation please follow the coloured marking on the floor.



Dr. Seitzelmann
Dr. Uhlmer
Dr. Med. Alberten



Dr. Hensel
Dr. Med. Tenepner
Dr. Ohlstein
Dr. Mietsol



Scientists discover gene that controls body clock

The body clock is responsible for regulating fluctuating biological processes such as body temperature, hormone production, sleeping and wakefulness.

Learn more and register yourself for Dr. Tunhams lecture! Call us: 020 2345 6789

++ Scientists discover new drug target for halting multiple sclerosis ++


16:43

Displays for hospitals

Hospital lifts transport different groups of passengers such as patients, visitors, medical staff or workers. With flexyPage you can offer them helpful content adapted to their needs and wishes. Showing the hospital plan, entertainment, lunch offers and floor description is possible with flexyPage displays and much more!

Did you know?

For application cases in which the displays are supposed to depict information about the hospital as well as buttons for interaction, we recommend a combination of a mere indication and a touch display, which is only being used for buttons. This way these two areas can be clearly distinguished.

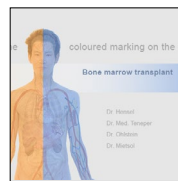


On the right floor quickly

Whether patient or visitor, in hospitals are many people, who have never been in the building before and need to quickly find a certain specialty department or room.

Modern TFT-displays are very well suited to leading the patients and visitors through the building. The departments on the different floors can be listed on displays in the halls in front of the lift and in the lift cars.

Additionally the flexyPage displays can illustrate the floor location of the lift. Suited for this use are the widgets **CarCall[floor]** and **CarCall[resident]** in combination with the **FloorIndicator[bar]** widget. If the display is equipped with a touch sensor, it can be used to directly send commands to the desired destination floor. This can also be combined with access restriction.



Floor related information

Once the desired floor is reached, the patients and visitors have to find their way to the desired location.

To help with this task, floor oriented information can be displayed with the widget **FloorInfo[v2]**. This way, while in the lift, the visitor can already be informed about the departments on the desired floor before it is reached.



Notifications of the new kind

A new doctor in the team, groundbreaking new insights in the medical field or simply new activities for patients?

Use displays on the floors and in the lift cars to inform employees, patients and visitors about news or additional services. For this purpose the flexyPage displays provide the **RSS-Reader[header]** widget, displaying dynamic headlines. The **FloorInfo[v2]** widget allows showing images and text depending on the current floor location of the lift and a classical slideshow can be displayed with the **DiaShow[basic]** widget.

Clinic Serletta

32,0" (81,28cm) display
No. L2151XXWED-N-HPd9d9d9

implemented widgets:



floor announcement, direction indication, status indication, logo, slideshow with floor information, date, time, calendar, RSS feed, weather

Hospital Lehningen

24,0" (60,9 cm) display
No. L2151BSXED-T-HPcbd1d4

implemented widgets:



floor announcement, direction indication, status indication, velocity indication, slideshow with service information, date, time

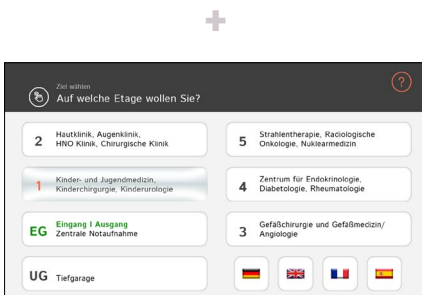
General Hospital Caelum

21,5" (54,5 cm) display
No. L2151XXWED-N-HPb8bfc5

implemented widgets:



floor announcement, direction indication, status indication, slideshow with floor information, date, time, RSS feed



Combined Displays

21,5" (54,61 cm) display
No. P215IXSXEX-N-HPd3d3d2

implemented widgets:



floor announcement, direction indication, status indication, velocity indication, weight indication, logo, slideshow with service information, date, time

+ 17,0" Touch (43,2 cm) display
No. L150XBXXEX-T-HPd3d3d2



buttons, choice of language, information



Fresaltus Clinic

24,0" (60,9 cm) display
No. P215IBXWD-T-HPd6d7c9

implemented widgets:



floor announcement, direction indication, status indication, logo, slideshow with service information, date, time, RSS feed, buttons

FABIRULA
WELLNESS RESORT HOTELS



EAT . BEACH .
SLEEP . REPEAT .

Welcome to our special relaxing spot.

6 Things you shouldn't miss while you're here

Our daily recommendations comprising a variety of appealing activity offers, breathtaking excursion destinations and tasty food.

• • •

02. August 2015



25° / 37°



Dinner of the day

Pool-Cocktails

Relax to Balance Massage

Dessert of the day

Skin-Diving

Beach Yoga

- 3** Kindergarten
Kids Cinema
Adventure Playground
- 2** Nouvelle Cuisine
Oceanian Cuisine
Continental Cuisine
- 1** Buffet Restaurant
Café
Business Lounge
- EG** Reception
Lobby
Touristic Center
- UG** Beauty & Wellness Area



- FABIRULA Club
Cocktail Bar
Sky-Pool **8**
- Boutique & Accessories
Drugstore & Pharmacy
Touristic Shop **7**
- Atlantic Ocean Floor
Room 31 - 40
Room 41 - 50 **6**
- Pacific Ocean Floor
Room 21 - 30
Room 31 - 40 **5**
- Indian Ocean Floor
Room 1-10
Room 11-20 **4**


Door closes

Displays for hotels

Lifts in hotels have to satisfy high demands. They have to be fast, quiet and reliable, protect from unauthorised access and are supposed to match style and elegance of the building. With flexyPage displays your lift can satisfy these demands. Take advantage of large TFT-displays to help your guests orientation in the building and inform them about special services offered. Our displays can be adapted to your needs and wishes.

Did you know?

Hotels often offer a variety of services to guests and conference attendees such as a bar, a restaurant, sometimes a wellness area or even a fitness center. Large TFT displays in the lifts and in the waiting areas are very well suited to inform the guests about those offers in a modern way. Thanks to the web based configuration interface of flexyPage displays the information can easily be adapted to the varying selection of choices.



Communicate your brand

Vacations are a very special time of the year everyone is waiting for. Therefore your hotel's perception should feel as special as the vacation itself. Communicate your very own customer experience matching your company's philosophy.


Visual compositions can be achieved by using the option of uploading **background pictures** - for the whole display and combined with separate backgrounds for every single widget! The **DiaShow[basic]** widget is also a great option to represent your hotel.



Got a bunch of activity offers?

Going on vacation is like going on an adventure. Your visitors discover a variety of food, sports and the peculiarities of the region. Help them while pointing out the best offers of the week or must-see places and events to make their vacation unforgettable!

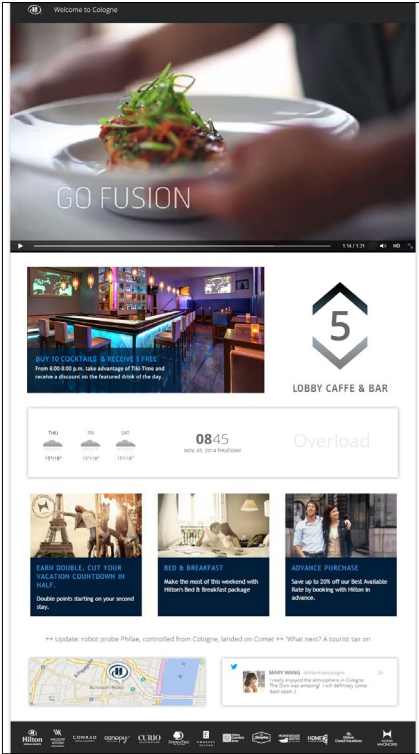
Use a combination of **DiaShow[basic]** widgets to configure this option, or the **FloorInfo[v2]** if you like to match the information with different floors of your building.



Navigate through your hotel

With a neat listing of the floors and the rooms and offers to be found there you provide your guests the chance to quickly find their way around the building and make it easier for them to explore e.g. chill-out areas or all of your services.

The widgets **CarCall[floor]** and **CarCall[resident]** can be used for description as well as alternative buttons. **Access restrictions** to certain areas via PIN code are also possible.



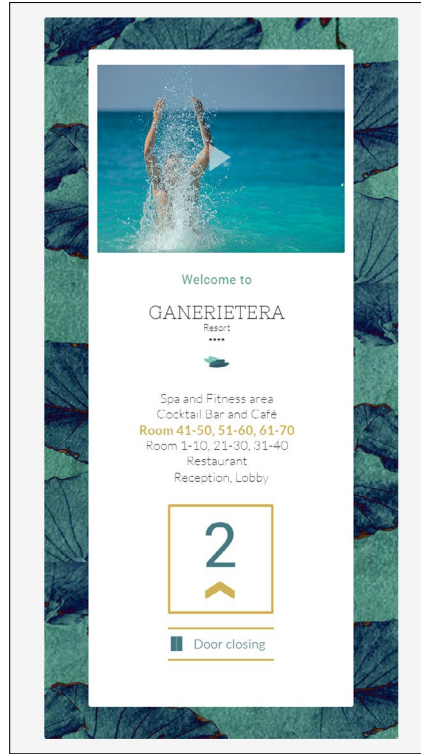
Hilton Hotel

32,0" (81,28cm) display
No. P215IXSWED-N-HTa09d9e

implemented widgets:



floor announcement, direction indication, status indication, weight indication, logo, slideshow with floor information and service information, date, time, RSS feed, weather, maps, Twitter feed



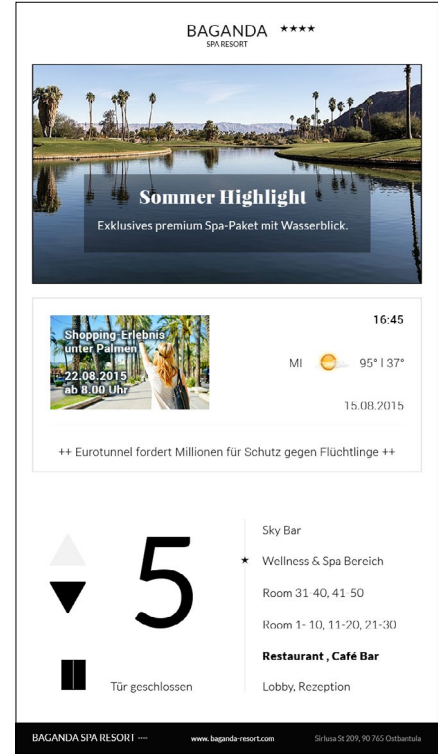
Ganerietera Resort

17,3" (43,95 cm) display
No. P215IXXXEX-N-HTacc3c6

implemented widgets:



direction indication, floor announcement, status indication, logo, video stream



Baganda Spa Resort

24,0" (60,9 cm) display
No. P215IXXWED-T-HTc4c7c8

implemented widgets:



floor announcement, direction indication, floor indication, status indication, logo, slideshow with service information, date, time, RSS feed, weather

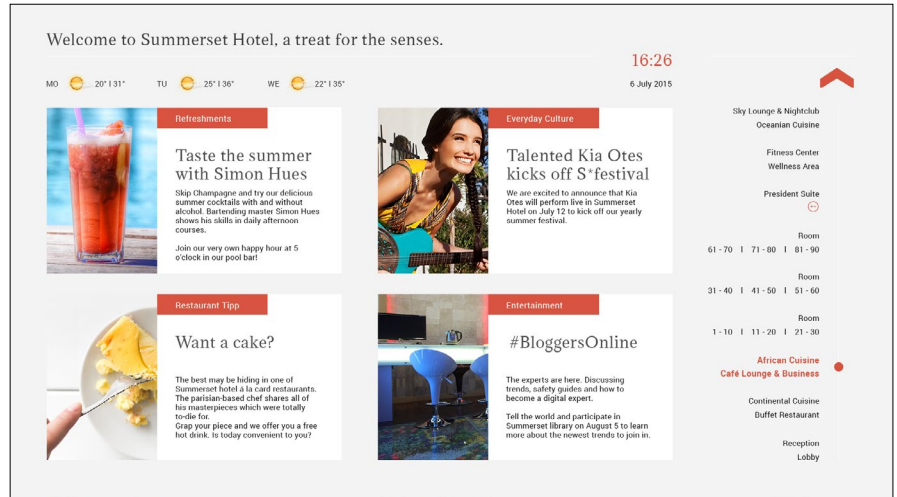
Summerset Hotel

32,0" (81,28 cm) display
No. L215IXXWED-N-HTe3dedc

implemented widgets:



floor indication, direction indication, slideshow with service information, date, time, weather



Hotel Cosity

21,5" (54,5 cm) display
No. L215IXXXED-N-HTbab0a6

implemented widgets:



floor announcement, direction indication, status indication, floor indication, logo, slideshow with service information, date, time



Join us on Facebook to get **20% off** your next purchase at MosKies.

MosKies 

1



- 3 Beauty
- 2 Home & Electricals
-  1 Children
- 0 Women**
- 1 Men

 **Door closing**

Children

Everything your Boys and Girls will love.

Baby

Boy's and Girl's Clothes

Clothes

Footwear

Toys



Need some more inspiration? Visit us at [moskies.com](https://www.moskies.com)

Displays for shopping centers

In large department stores and shopping centers it is important for visitors that they can quickly get an overview. Customers want to be able to detect the location of their favourite brands in the building with just a glance.

flexyPage displays offer the possibility to provide a neat aid to orientation already inside the lift. This can easily be adapted to often changing vendors and is flexibly configurable to your requirements and style.

Did you know?


For the use in department stores or shopping centers we recommend displays with a size of at least 21,5" (54,5 cm) for the depiction of vendors and service providers. If you want to display a site plan with all the stores or animated advertisements, the chosen displays should have a size of at least 32,0" (81,28 cm).



Advertising on the go

Take the opportunity to display advertisements and current tenants' offers depending on the chosen floor.

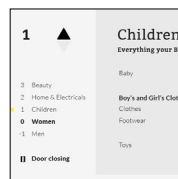
Additionally, you can add a floor plan, so the visitors can find the location in an instant. This function is offered by the **Floorinfo[v2]** widget. With the help of this, the visitors will also find their way in no time once they get hungry. Use the widget **DiaShow[basic]** to promote daily offers of restaurants and snackbars in the lift. Combined with the timer control the advertisement can be limited to defined occasions.



Convey your corporate identity

You want your visitors to look your store up online?

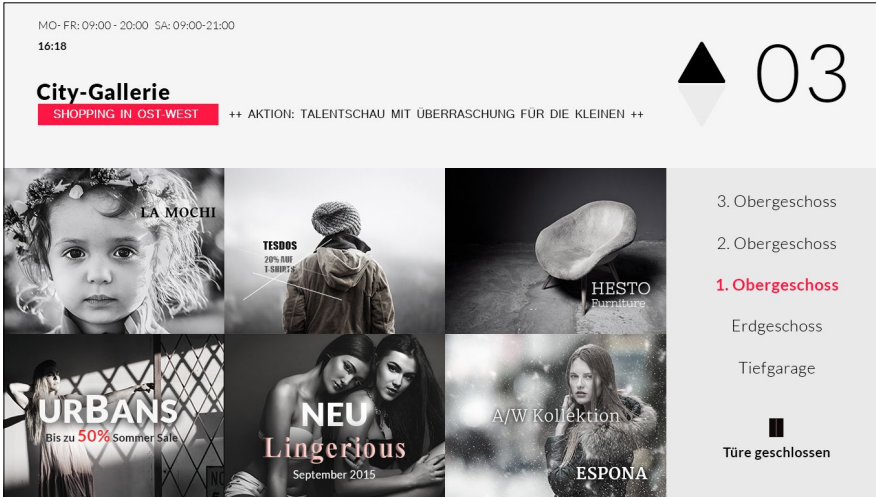
Use the **DiaShow[basic]** widget to preview the most recent or useful content on your website and get them curious for more. Furthermore, the screen design of the display can reflect the elegance and style of your website. This adds to your recognition value by presenting a consistent yet dynamic appearance on all channels and even though you display advertisements of the brands you house, your own brand will be distinctive.



Please enter the PIN

Access to different areas of the building should be limited?

With the **PINpad-function** of flexyPage displays, the access to certain floors can be restricted with the help of a PIN code. This function can also be combined with a timing control. This way, for example, when you are closing, visitors or employees can still get down to the parking garage to leave, but not up into the store anymore. Thanks to the timer this works fully automated.



City Gallery

21,5" (54,61 cm) display
No. L215IXXWED-N-SCb3b0b1

implemented widgets::



floor indication, direction indication,
floor announcement,
status indication, logo, date,
time, RSS feed, slideshow with
advertisements,



Active Sportswear

24,0" (60,9 cm) display
No. L215IBXXXX-T-SCc7e3cb

implemented widgets:



floor indication,
direction indication,
floor announcement,
status indication



Shopping Center

32,0" (81,28 cm) display
No. P215IXXED-N-SCbbbab9

implemented widgets:



floor indication, direction indication, floor announcement, status indication, slideshow with advertisements, date, time



UMINO Store

17,3" (43,95 cm) display
No. P215IXXXEX-T-SCdfdbd7

implemented widgets:



floor announcement, direction indication, status indication, logo, buttons



HOUSE Store

17,3" (43,95 cm) display
No. P215IXXED-N-SCd9d7f4

implemented widgets:



floor announcement, floor indication, status indication, direction indication, slideshow, date, time



For small spaces: 10,1" (25,6 cm)





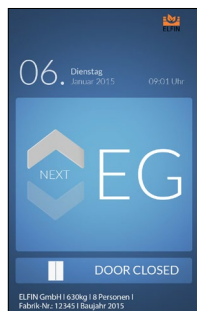
Is there not much space available but the typical lift information should be displayed in a modern and elegant way?

For these cases, we offer small 10,1" (25,6 cm) displays. They are very well suited for status indication and although they are small, they can fit all the important information.

implemented widgets:



floor announcement, direction indication, status indication, logo, date, time, lift information



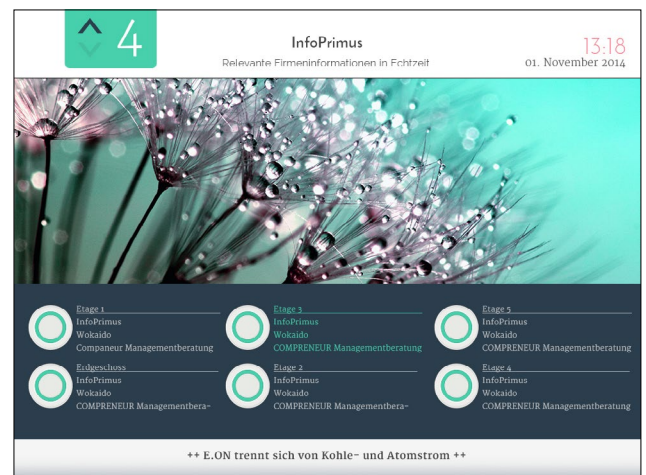
The classic: 15,0" (38,1 cm)

flexyPage displays are not only applicable in the mentioned fields and sizes. Whether it is for residential or company buildings, the design can be adapted flexibly to all surroundings. Here is more inspiration for displays in 15,0" format.

implemented widgets:



floor announcement, direction indication, status indication, floor specific slideshow, RSS feed, logo, date, time, lift information, optional: weight indication, weather



Meet industrial requirements

HARDWARE

flexyPage is built to adapt to a wide range of styles and use cases. Therefore, all displays are compatible with CANopen standards and fitted with various interfaces compliant with current industrial requirements. Even more, all displays comprise internal sensors as well as support sensors that are connected externally.

Hardware interfaces

LAN

Two LAN ports coupled via an internal switch are available for connecting to the internet as well as creating a network of displays linked to one another. This also allows the configuration of the displays via web editor.

CAN

flexyPage displays support the open standard CANopen and are equipped with a galvanically isolated high speed CAN bus interface to connect to the field bus of the lift, external I/O-modules or a network of displays.

I/O terminals

All flexyPage displays have four terminals, which can be used either as input, output or for calls. They are short circuit proof and optimized for 24 VDC with logical high. If your implementation needs additional signals or logical low, external modules are available.

HDMI

For the connection of external monitors the flexyPage technology includes a boxed line. Here the video signal is provided via HDMI, supporting images of up to full HD resolution.

Sound

A stereo line out port is available for the output of announcements, floor bell, background music or the sound of a video. Commercial active speakers can be connected via a standard 3,5 mm jack plug.

USB

In addition a USB 2.0 port is provided. It can be used as a source of updates or videos or to load and save parameters.

CANopen-Lift standard

— interoperability of components

CANopen-Lift is an open, internationally standardised application profile, which allows for manufacturer independent interoperability of components in lifts. The standard is being developed since 2001 by the CAN in Automation Special Interest Group Lift and continuously being extended. For this there are regular member meetings. In the context of PlugFests, which are conducted several times per year, the interoperability of the components gets ensured. In addition, with this standard there are many ready to use software modules and developer tools available. More information, a list of manufacturers and products as well as recommendations for the development of products with a CANopen-Lift interface are available on the website

CANopen-Lift.org.







Scan the code for more information.



flexyPage LT-Line

Models

The open-frame-displays of the LT-line have been developed for back-wall mounting. For protection of the display safety glass and acrylic glass are available in a standard or anti-glare version.







Display	10,1" (25,6 cm) <i>fel1A-02A-101A-KEL</i>	10,4" (26,4 cm) <i>fel1A-02A-104A-KEL</i>	15,0" (38,1 cm) <i>fel1A-02A-150A-KEL</i>	15,6" (39,6 cm) <i>fel1A-02A-156A-KEL</i>	15,6" T (39,6 cm)** <i>fel1A-02A-156B-KEL</i>
housing dimensions* (h x w x d)	175 x 233 x 32 mm	242 x 219 x 32 mm	362 x 290 x 42 mm	385 x 237 x 42 mm	429 x 259 x 48 mm
active area (w x h)	217 x 135,5 mm	210,4 x 161,8 mm	304 x 228 mm	344 x 194 mm	344 x 194 mm
resolution	1280 x 800 pixel	1024 x 768 pixel	1024 x 768 pixel	1366 x 768 pixel	1366 x 768 pixel
display brightness	300 cd/m ²	500 cd/m ²	400 cd/m ²	300 cd/m ²	300 cd/m ²
viewing angle	v 170° / h 170°	v 176° / h 176°	v 140° / h 160°	v 170° / h 170°	v 170° / h 170°
contrast	1300:1	1000:1	700:1	5000:1	5000:1
colours	262 K	16,2 Mill.	16,2 Mill.	16,7 Mill.	16,7 Mill.
background lighting	LED	LED	LED	LED	LED
LED life time	25.000 h	50.000 h	50.000 h	50.000 h	50.000 h
technical drawing					

Interfaces

Interfaces are listed from top to bottom.

1. USB host interface
2. 2x 10/100 Mbit LAN
3. line-out (3,5 mm audio jack)
4. high-speed CAN interface
5. 24 VDC power supply
6. 4x In/out terminals



17,0" (43,2 cm) <i>fel1A-02A-170A-KEL</i>	17,3" (43,95 cm) <i>fel1A-02A-173A-KEL</i>	19,0" (48,2 cm) <i>fel1A-02A-190A-KEL</i>	21,5" (54,5 cm) <i>fel1A-02A-215A-KEL</i>	21,5" T (54,5 cm)** <i>fel1A-02A-215B-KEL</i>	24,0" (60,9 cm) <i>fel1A-02A-240A-KEL</i>
395 x 334 x 42 mm	425 x 269 x 37 mm	433 x 361 x 45 mm	534 x 330 x 48 mm	530 x 334 x 42 mm	580 x 346 x 45 mm
217 x 135,5 mm	382 x 215 mm	376 x 301 mm	476 x 268 mm	476 x 268 mm	531 x 299 mm
1280 x 1024 pixel	1920 x 1080 pixel	1280 x 1024 pixel	1920 x 1080 pixel	1920 x 1080 pixel	1920 x 1080 pixel
350 cd/m ²	400 cd/m ²	300 cd/m ²	300 cd/m ²	300 cd/m ²	300 cd/m ²
v 140° / h 160°	v 140° / h 160°	v 178° / h 178°	v 150° / h 150°	v 150° / h 150°	v 178° / h 178°
800:1	600:1	2000:1	5000:1	5000:1	5000:1
16,7 Mill.	16,7 Mill.	16,7 Mill.	16,7 Mill.	16,7 Mill.	16,7 Mill.
LED	LED	LED	LED	LED	LED
50.000 h	50.000 h	50.000 h	50.000 h	50.000 h	50.000 h
					




* minor deviations possible

** Touch

flexyPage TME3-Line

Models

Our panel-mount-displays of the TME3-Line are designed for frontal wall mounting. The aluminium front panel protects the display with safety glass and has a fully even surface, that prevents dust from collecting in any corners. TME3-Line displays can be equipped with a capacitive touch sensor.

Display	10,1" (25,6 cm) <i>fel1A-03A-101B</i>	15,6" (39,6 cm) <i>fel1A-03A-156B</i>	21,5" (54,5 cm) <i>fel1A-03A-215B</i>
housing dimensions* (h x w x d)	278 x 176 x 70 mm	462 x 272 x 48 mm	589 x 324 x 80 mm
active area (w x h)	216,96 x 135,6 mm	344 x 194 mm	475 x 267 mm
resolution	1200 x 800 pixel	1366 x 768 pixel	1920x 1080 pixel
display brightness	300 cd/m ²	300 cd/m ²	250 cd/m ²
viewing angle	v 170° / h 170°	v 170° / h 170°	v 150° / h 150°
contrast	1300:1	5000:1	1000:1
colours	262 K	16,7 Mill.	16,7 Mill.
background lighting	LED	LED	LED
LED life time	25.000 h	50.000 h	50.000 h
technical drawing			

* minor deviations possible

TME3-Line colour styles

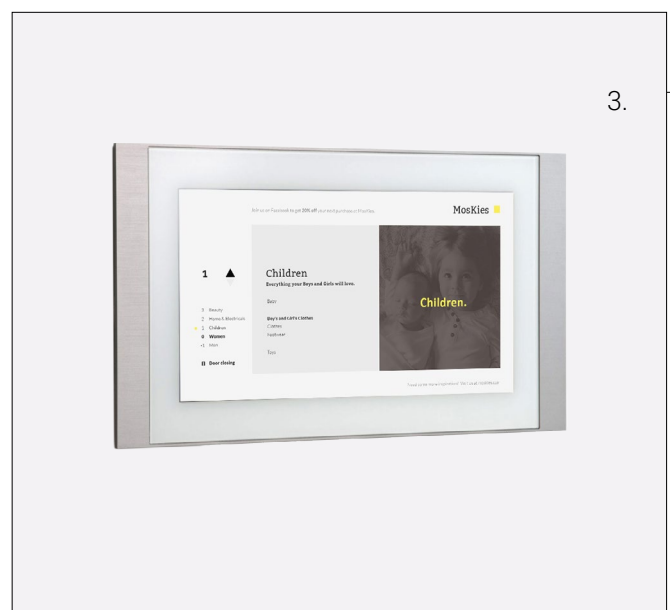
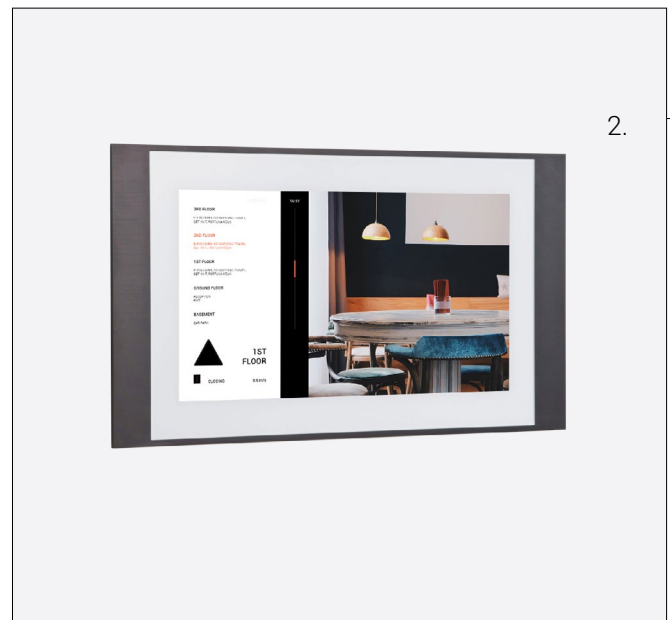
flexyPage TME3-Line displays are available in three different colour styles to match all lifts' interior designs. TME3-Line displays signify an modern, but elegant look through the successful combination of material and textures.

1. Alu-Black - fel1A-03A-156B
2. Black+White - fel1A-03B-156B
3. Alu-White - fel1A-03C-156B



Suitable for lift modernisation


This display is ideal for modernisation purposes. It is already equipped with a touch sensor and fully assembled. That way the installation process is relatively quick even if you want to install it in a lift, which already is in use.



Boxed version

Models

If an external monitor or TV is to be used, we offer the flexyPage controller in a boxed version. This can be mounted behind the monitor or slightly detached. The connection of the monitor occurs via the HDMI interface. This way all standard monitors of 5" up to 92", which are equipped with an HDMI or DVI interface can be used. If the monitor has a touch sensor via USB port, this can be supported as well. An integrated relay contact also allows switching the monitor off completely in standby times.

Details	Boxed fel1A-01A
housing dimensions (h x w x d)	145 x 175 x 25 mm
video interface	HDMI
max. resolution	1920 x 1080 pixel
VESA mount	100 x 100 mm
more information	

Interfaces

Interfaces are listed from left to right:



1. separate 24 VDC output
2. relay with change-over contact
3. USB host interface e.g. for a touch sensor
4. HDMI interface



1. USB host interface
2. 2x 10/100 Mbit LAN
3. line-out (3,5 mm audio jack)
4. high speed CAN interface
5. 24 VDC power supply
6. 4x In/Out terminals

Did you know?

There are multiple installation options. Whether it is frontal wall mounting, back-wall mounting or flush-mounted into the panel - we offer the right solution to your requirements.

If displays have to be flush-mounted into the casing of the panel, we work closely together with partners in this field, who can offer you flexyPage displays fully integrated, wired and already set up.



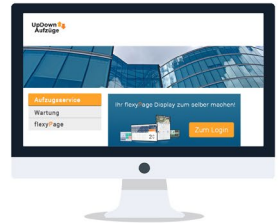
White label solution for flexyPage

Full integration for lift manufacturers

For us the center of attention is you. We offer our display system as white label solution to you as full package. Aside from marketing material, descriptions, standard layouts and product pictures, we offer the possibility of adapting the appearance of the web editor to your corporate design. You can change the name and include your company's logo. Market the flexyPage technology under your name and allow customers to access to the web editor from your website. Get in touch for more information.



Entry page without white label solution.



Your website as link to the log-in.



The web editor adapted to your corporate design.

The screenshot displays a website interface for 'UpDown Aufzüge'. At the top left is the company logo. The main header features the text 'We always have new functions for you'. Below this, there are three promotional banners: 'New: Modern style button sets' with an image of elevator buttons, 'Save Energy' with an image of a house and a leaf, and 'New: Twitter livestream as flexyPage widget' with a Twitter logo. The main content area contains a login form with the heading 'Please use the login for your personal access.' and fields for 'Username:' and 'Password:', followed by a 'login' button. On the right side, there are two expandable menu items: 'Elevator maintenance' and 'Display configuration', each with a sub-link to 'Contact the UpDown Elevators service team' and 'Contact the flexyPage serviceteam' respectively.

Your partner for sales and product inquiries

flexyPage is an innovative product of ELFIN GmbH, which has been developed specifically for the use in lifts.

The company ELFIN GmbH, located in Cologne, develops and designs electronic components and software as a service for the lift industry. With the long term experience of our employees in the development of components with CANopen interface, we advise our customers with the implementation of this technology in their products and support the marketing of their components.

If you are interested in the purchase of flexyPage or if you need further information, please do not hesitate to contact us. We are always happy to help.

ELFIN GmbH

Siegburger Str. 215
50679 Cologne, Germany

Phone (0221) 64308162
Fax +49 (221) 6778932-2
Mail sales@elfin.de

www.flexyPage.de



Cologne, September 2015

2nd edition

flexyPage - innovative display solutions catalogue

This catalogue is protected by copyright in all its parts. All rights are reserved, particularly the right of translation, reproduction, duplication through photomechanical or other methods and storage on electronic media.

This document does not give information about all of our delivery possibilities. Regardless of the care put into the creation of texts, images and programmes, we can not assume liability for possible errors and their consequences.

Usage names, trade names, product identifications and the like used in this work, can also be brands without special identification and as such are subject to legal regulations.

© ELFIN GMBH